



अमृत महा आवास अभियान २०२२-२३

दैनिक प्रगती अहवाल : १६.०४.२०२३

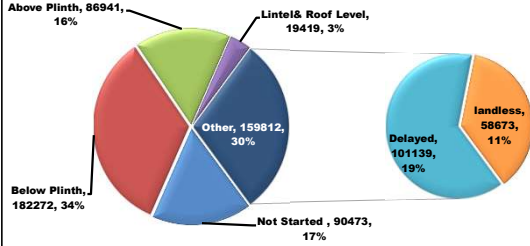
प्रधानमंत्री आवास योजना ग्रामीण – मंजूरी, पूर्ण घरकुले, हप्ते वितरण
राज्य पुरस्कृत ग्रामीण आवास योजना – मंजूरी, पूर्ण घरकुले, हप्ते वितरण

योजना	एकूण मंजूरी	दैनिक मंजूरी	एकूण पूर्ण	दैनिक पूर्ण घरकुले	दैनिक पहिला हप्ता वितरित	दैनिक दुसरा हप्ता वितरित	दैनिक तिसरा हप्ता वितरित
प्रधानमंत्री आवास योजना ग्रामीण	१४११४२०	१	१०३२७६०	५०५	१५०	१२८३	८४४
राज्य योजना	५५१६६९	६९	४०११३९	१०४	१४८	३७७	३५५
एकूण	१९६३०८९	७०	१४३३९०९	६०९	२९८	१६६०	११९९

PMAY-G Completion Progress Bar

73.2%

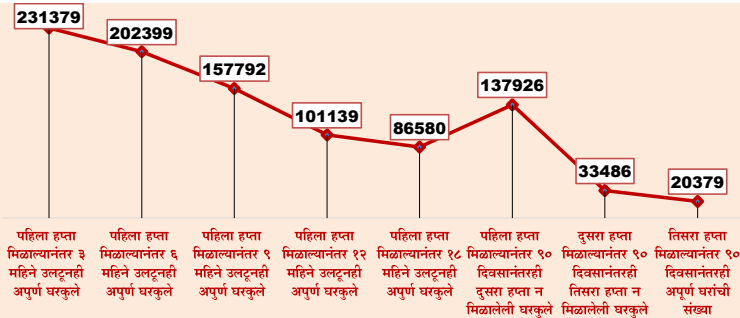
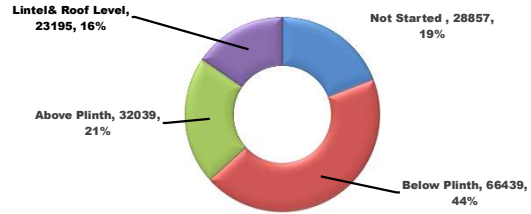
PMAY-G: Incomplete Houses bifurcation



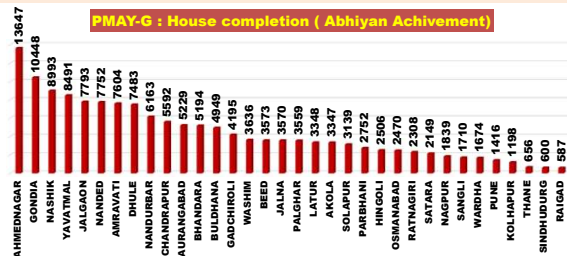
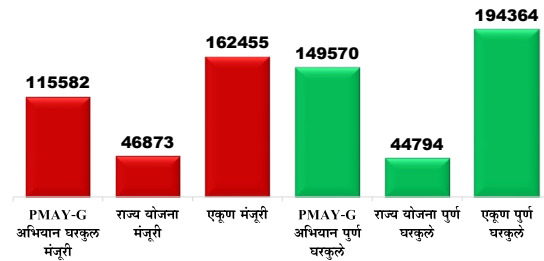
State Schemes Progress Bar

72.7%

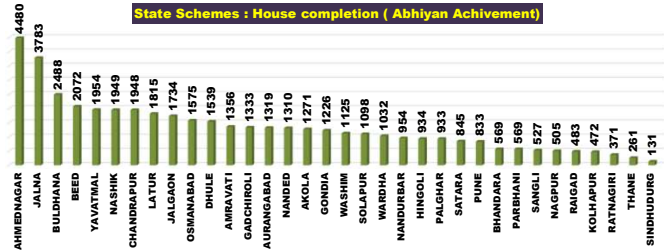
State Schemes: Incomplete Houses bifurcation



Abhiyan Achievement Day 147



State Schemes: House completion (Abhiyan Achievement)

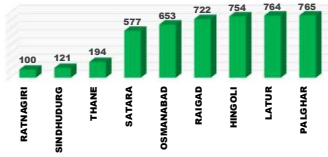


राज्य व्यवस्थापन कक्ष- ग्रामीण गृहनिर्माण

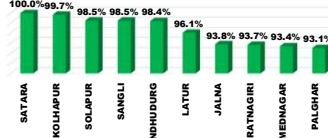
४ था मजला, दक्षिण कक्ष, सिडको भवन, सीबीडी बेलापूर, नवी मुंबई - ४०० ६१४.

Top and Bottom Ten Districts

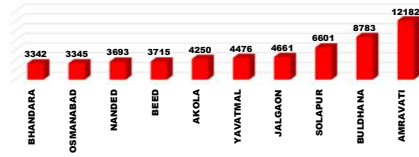
PMAY-G Delayed Houses TOP 10 Dist.



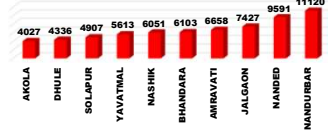
State Schemes Sanction TOP 10 Dist.



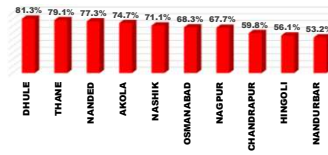
PMAY-G Remaining 1st Installments Bottom 10 Dist.



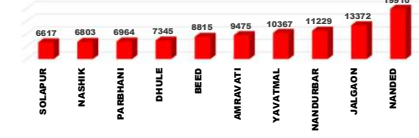
PMAY-G Delayed Houses Bottom 10 Dist.



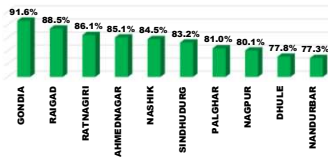
State Schemes Sanction Bottom 10 Dist.



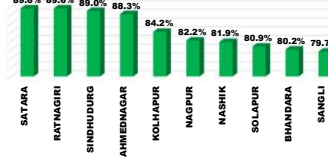
PMAY-G Remaining 2nd Installments Bottom 10 Dist.



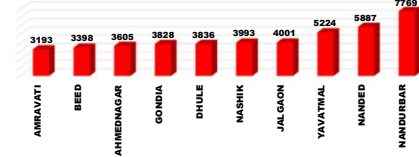
PMAY-G Completion TOP 10 Dist.



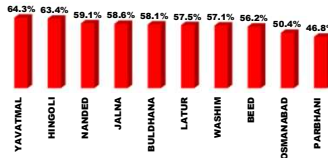
State Schemes Completion TOP 10 Dist.



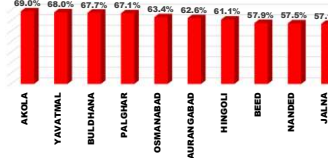
PMAY-G Remaining 3rd Installments Bottom 10 Dist.



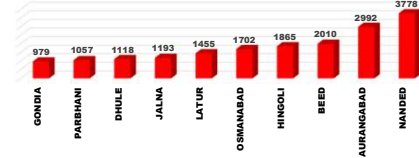
PMAY-G Completion Bottom 10 Dist.




State Schemes Completion Bottom 10 Dist.



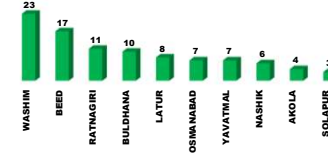
State Schemes Remaining 1st Installments Bottom 10 Dist.



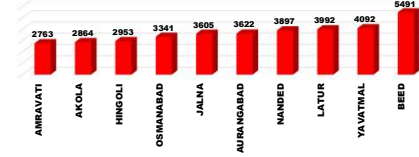
PMAY-G Daily Completion Top 10 Dist.



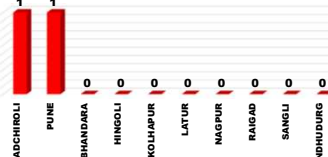
State Schemes Daily Completion Top 10 Dist.



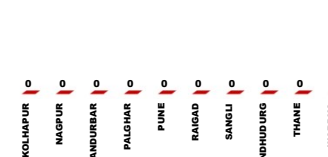
State Schemes Remaining 2nd Installments Bottom 10 Dist.



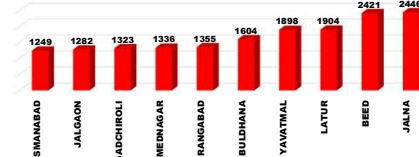
PMAY-G Daily Completion Bottom 10 Dist.



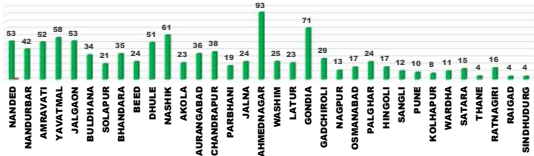
State Schemes Daily Completion Bottom 10 Dist.



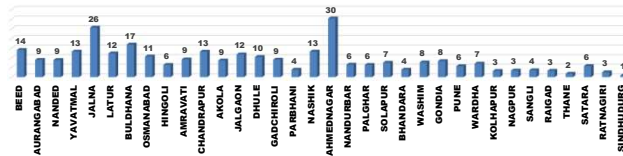
State Schemes Remaining 3rd Installments Bottom 10 Dist.



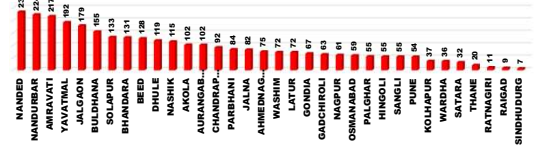
PMAY-G : Current Pace of Completion Per Day (Abhiyan)



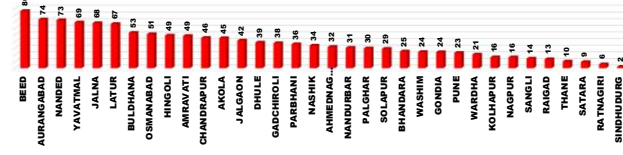
State Schemes : Current Pace of Completion Per Day (Abhiyan)



PMAY-G Required Pace of Completion Per Day



State Schemes Required Pace of Completion Per Day



प्रधानमंत्री आवास योजना ग्रामीण - मंजूरी (PWL+Awaas Plus)

Sr. No.	Division	Target (PWL+Awaas Plus)	15.04.2023	16.04.2023	Daily Achievement	Remaining
1	AMRAVATI DIV.	275036	274527	274528	1	508
2	NASHIK DIV.	414777	413711	413711	0	1066
3	AURANGABAD DIV.	238097	237492	237474	0	623
4	NAGPUR DIV.	292190	291576	291576	0	614
5	KONKAN DIV.	69788	69637	69637	0	151
6	PUNE DIV.	125100	124494	124494	0	606
Total		1414988	1411437	1411420	1	3568

Sr. No.	District	Target (PWL+Awaas Plus)	15.04.2023	16.04.2023	Daily Achievement	Remaining
1	BULDHANA	44768	44731	44732	1	36
2	AHMEDNAGAR	60793	60752	60752	0	41
3	AKOLA	48797	48778	48778	0	19
4	AMRAVATI	95712	95460	95460	0	252
5	AURANGABAD	36795	36666	36666	0	129
6	BEED	35310	35254	35254	0	56
7	BHANDARA	65118	65092	65092	0	26
8	CHANDRAPUR	43124	43010	43010	0	114
9	DHULE	64979	64903	64903	0	76
10	GADCHIROLI	31698	31611	31611	0	87
11	GONDIA	96492	96142	96142	0	350
12	HINGOLI	18109	18083	18083	0	26
13	JALGAON	79749	79423	79423	0	326
14	JALNA	24039	24007	24007	0	32
15	KOLHAPUR	17685	17685	17685	0	0
16	LATUR	20708	20564	20564	0	144
17	NAGPUR	37113	37100	37100	0	13
18	NANDURBAR	119521	118941	118941	0	580
19	NASHIK	89735	89692	89692	0	43
20	OSMANABAD	14506	14384	14384	0	122
21	PALGHAR	35312	35184	35184	0	128
22	PARBHANI	19097	19060	19060	0	37
23	PUNE	20544	20531	20531	0	13
24	RAIGAD	9831	9822	9822	0	9
25	RATNAGIRI	9897	9890	9890	0	7
26	SANGLI	21932	21780	21780	0	152
27	SATARA	15363	15361	15361	0	2
28	SINDHUDURG	5142	5142	5142	0	0
29	SOLAPUR	49576	49137	49137	0	439
30	THANE	9606	9599	9599	0	7
31	WARDHA	18645	18621	18621	0	24
32	WASHIM	20404	20397	20397	0	7
33	YAVATMAL	65355	65161	65161	0	194
34	NANDED	69533	69474	69456	-18	77
Total		1414988	1411437	1411420	1	3568

Remaining Sanction RANK

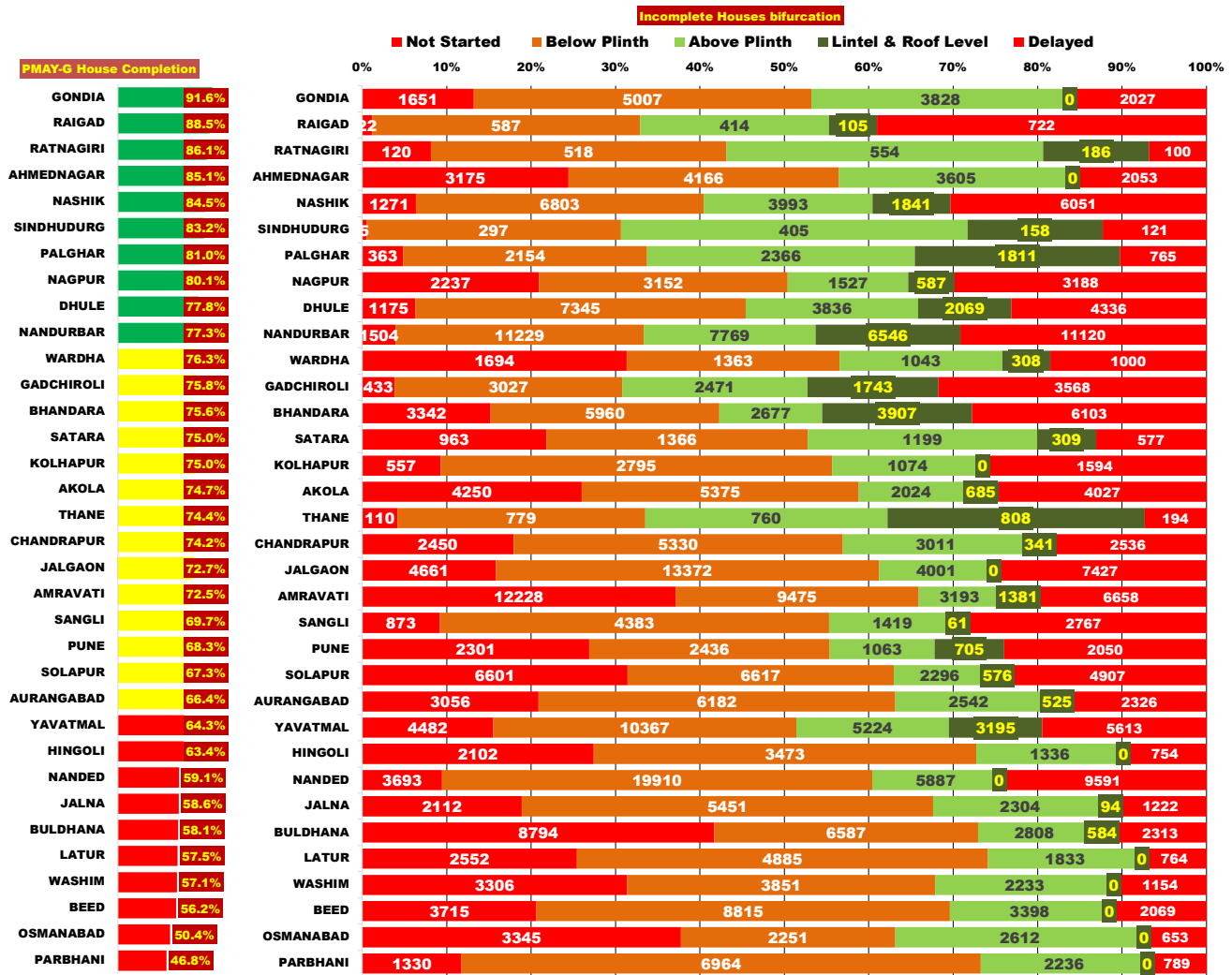
KOLHAPUR	0
SINDHUDURG	0
SATARA	2
RATNAGIRI	7
THANE	7
WASHIM	7
RAIGAD	9
NAGPUR	13
PUNE	13
AKOLA	19
WARDHA	24
BHANDARA	26
HINGOLI	26
JALNA	32
BULDHANA	36
PARBHANI	37
AHMEDNAGAR	41
NASHIK	43
BEED	56
DHULE	76
NANDED	77
GADCHIROLI	87
CHANDRAPUR	114
OSMANABAD	122
PALGHAR	128
AURANGABAD	129
LATUR	144
SANGLI	152
YAVATMAL	194
AMRAVATI	252
JALGAON	326
GONDIA	350
SOLAPUR	439
NANDURBAR	580

प्रधानमंत्री आवास योजना - ग्रामीण : भूमिहीन लाभार्थी अहवाल

Sr. No.	District	Google Sheet Report			AwaasSoft Report			
		Total Landless	Provided land	Remaining	Landless beneficiaries tagged in AwaasSoft	Landless beneficiaries provided land	Remaining Landless	Remaining Tag
1	DHULE	18	18	0	18	18	0	0
2	GADCHIROLI	8	8	0	8	8	0	0
3	NANDURBAR	0	0	0	0	0	0	0
4	PALGHAR	11	11	0	11	11	0	0
5	RAIGAD	6	6	0	6	6	0	0
6	RATNAGIRI	23	23	0	23	23	0	0
7	SINDHUDURG	420	420	0	420	420	0	0
8	KOLHAPUR	257	257	0	257	224	33	0
9	THANE	127	74	53	127	43	84	0
10	NANDED	362	277	85	362	242	120	0
11	BEED	212	101	111	212	72	140	0
12	SANGLI	437	143	294	431	141	290	6
13	PARBHANI	332	15	317	332	13	319	0
14	SATARA	1311	582	729	1311	630	681	0
15	NASHIK	1642	1454	188	1642	715	927	0
16	HINGOLI	1713	787	926	1713	466	1247	0
17	JALNA	1413	165	1248	1381	85	1296	32
18	WARDHA	2819	1284	1535	2819	1216	1603	0
19	GONDIA	2450	2450	0	2450	765	1685	0
20	NAGPUR	5134	3397	1737	5088	3400	1688	46
21	CHANDRAPUR	2791	1463	1328	2752	965	1787	39
22	PUNE	2925	992	1933	2925	885	2040	0
23	LATUR	2341	13	2328	2341	5	2336	0
24	OSMANABAD	2470	104	2366	2470	56	2414	0
25	YAVATMAL	3437	1119	2318	3575	1094	2481	-138
26	BHANDARA	5825	3230	2595	5820	3213	2607	5
27	WASHIM	3477	865	2612	3477	850	2627	0
28	AURANGABAD	3328	1779	1549	3328	288	3040	0
29	AKOLA	7074	3842	3232	7074	3844	3230	0
30	AHMEDNAGAR	7762	4828	2934	7757	3286	4471	5
31	JALGAON	22889	20580	2309	22681	16486	6195	208
32	SOLAPUR	7960	2595	5365	7854	793	7061	106
33	BULDHANA	15256	8455	6801	15256	6953	8303	0
34	AMRAVATI	21560	11238	10322	21560	3318	18242	0
	Total	127790	72575	55215	127481	50534	76947	309

प्रधानमंत्री आवास योजना ग्रामीण - पूर्ण घरकूले

Sr. No.	Division	Sanction	15.04.2023	16.04.2023	Daily Achievement	Remaining	Avg. Completed Per Day From 20.11.22 to Today	To be Completed in Per Day till 15.08.23
1	AMRAVATI DIV.	274528	184930	185184	254	89344	191	738
2	NASHIK DIV.	413711	327497	327593	96	86118	300	712
3	AURANGABAD DIV.	237474	138685	138761	76	98713	212	816
4	KONKAN DIV.	69637	57083	57118	35	12519	52	103
5	PUNE DIV.	124494	87005	87034	29	37460	65	310
6	NAGPUR DIV.	291576	237055	237070	15	54506	197	450
Total		1411420	1032255	1032760	505	378660	1017	3129



प्रधानमंत्री आवास योजना ग्रामीण - पूर्ण घरकूले

Sr. No.	District	Sanction	15.04.2023	16.04.2023	Daily Achievement	Remaining	Avg. Completed Per Day From 20.11.22 to Today	To be Completed in Per Day till 15.08.23
1	WASHIM	20397	11475	11642	167	8755	25	72
2	NASHIK	89692	75733	75784	51	13908	61	115
3	BULDHANA	44732	25926	25970	44	18762	34	155
4	YAVATMAL	65161	41871	41899	28	23262	58	192
5	NANDED	69456	41038	41062	24	28394	53	235
6	JALGAON	79423	57691	57711	20	21712	53	179
7	RATNAGIRI	9890	8492	8512	20	1378	16	11
8	BEED	35254	19782	19801	19	15453	24	128
9	OSMANABAD	14384	7232	7250	18	7134	17	59
10	SOLAPUR	49137	33032	33047	15	16090	21	133
11	PALGHAR	35184	28477	28490	13	6694	24	55
12	SATARA	15361	11511	11524	13	3837	15	32
13	AKOLA	48778	36434	36444	10	12334	23	102
14	GONDIA	96142	88016	88026	10	8116	71	67
15	NANDURBAR	118941	91883	91893	10	27048	42	224
16	PARBHANI	19060	8916	8925	9	10135	19	84
17	AHMEDNAGAR	60752	51719	51727	8	9025	93	75
18	DHULE	64903	50471	50478	7	14425	51	119
19	AMRAVATI	95460	69224	69229	5	26231	52	217
20	AURANGABAD	36666	24358	24361	3	12305	36	102
21	JALNA	24007	14073	14076	3	9931	24	82
22	CHANDRAPUR	43010	31929	31931	2	11079	38	92
23	THANE	9599	7140	7142	2	2457	4	20
24	WARDHA	18621	14211	14213	2	4408	11	36
25	GADCHIROLI	31611	23961	23962	1	7649	29	63
26	PUNE	20531	14025	14026	1	6505	10	54
27	BHANDARA	65092	49206	49206	0	15886	35	131
28	HINGOLI	18083	11464	11464	0	6619	17	55
29	KOLHAPUR	17685	13260	13260	0	4425	8	37
30	LATUR	20564	11822	11822	0	8742	23	72
31	NAGPUR	37100	29732	29732	0	7368	13	61
32	RAIGAD	9822	8697	8697	0	1125	4	9
33	SANGLI	21780	15177	15177	0	6603	12	55
34	SINDHUDURG	5142	4277	4277	0	865	4	7
Total		1411420	1032255	1032760	505	378660	1017	3129

राज्यपुरस्कृत आवास योजना ग्रामीण - मंजूरी

Sr. No.	Division	Target	15.04.2023	16.04.2023	Daily_Achievement	Remaining
1	AURANGABAD DIV.	199331	164368	164435	69	34896
2	KONKAN DIV.	34729	30943	30943	0	3786
3	PUNE DIV.	65334	62993	62993	0	2341
4	NASHIK DIV.	141360	110133	110133	0	31227
5	AMRAVATI DIV.	109702	93510	93510	0	16192
6	NAGPUR DIV.	118393	89655	89655	0	28738
Total		668849	551602	551669	69	117180

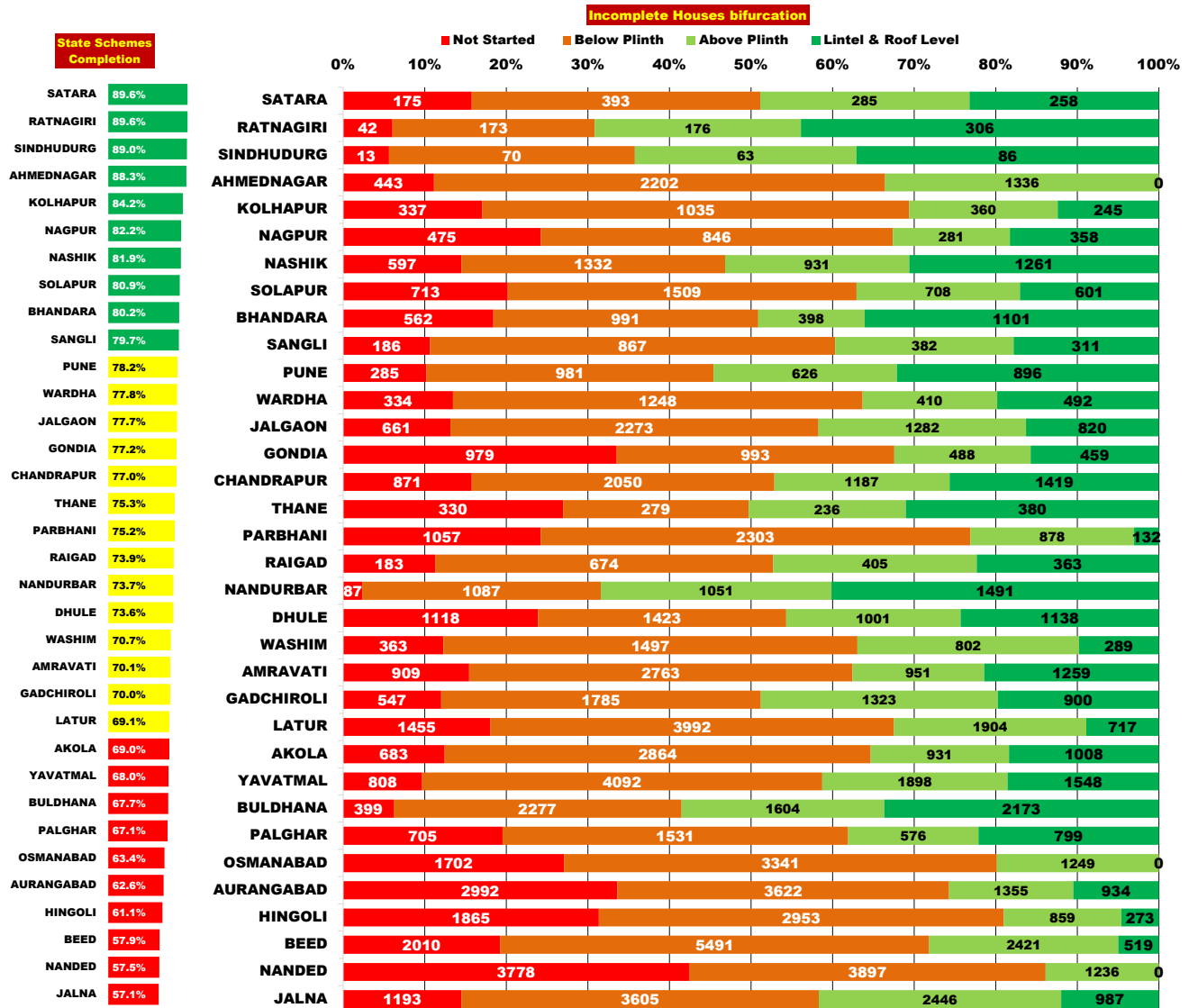
Sr. No.	District	Target	15.04.2023	16.04.2023	Daily_Achievement	Remaining
1	NANDED	26760	20607	20676	69	6084
2	AHMEDNAGAR	35298	32973	32973	0	2325
3	AKOLA	23681	17691	17691	0	5990
4	AMRAVATI	23224	19699	19699	0	3525
5	AURANGABAD	26141	23795	23795	0	2346
6	BEED	26878	24796	24796	0	2082
7	BHANDARA	17590	15392	15392	0	2198
8	BULDHANA	21616	19967	19967	0	1649
9	CHANDRAPUR	40285	24080	24080	0	16205
10	DHULE	21790	17708	17708	0	4082
11	GADCHIROLI	16834	15197	15197	0	1637
12	GONDIA	14246	12795	12795	0	1451
13	HINGOLI	27298	15306	15306	0	11992
14	JALGAON	25659	22535	22535	0	3124
15	JALNA	20446	19183	19183	0	1263
16	KOLHAPUR	12565	12528	12528	0	37
17	LATUR	27171	26113	26113	0	1058
18	NAGPUR	16291	11021	11021	0	5270
19	NANDURBAR	26578	14135	14135	0	12443
20	NASHIK	32035	22782	22782	0	9253
21	OSMANABAD	24853	16979	16979	0	7874
22	PALGHAR	11792	10974	10974	0	818
23	PUNE	14672	12770	12770	0	1902
24	RAIGAD	7406	6228	6228	0	1178
25	RATNAGIRI	7126	6677	6677	0	449
26	SANGLI	8732	8603	8603	0	129
27	SATARA	10647	10647	10647	0	0
28	SINDHUDURG	2141	2107	2107	0	34
29	SOLAPUR	18718	18445	18445	0	273
30	THANE	6264	4957	4957	0	1307
31	WARDHA	13147	11170	11170	0	1977
32	WASHIM	11500	10055	10055	0	1445
33	YAVATMAL	29681	26098	26098	0	3583
34	PARBHANI	19784	17589	17587	-2	2197
Total		668849	551602	551669	69	117180

Remaining Sanction RANK

SATARA	0
SINDHUDURG	34
KOLHAPUR	37
SANGLI	129
SOLAPUR	273
RATNAGIRI	449
PALGHAR	818
LATUR	1058
RAIGAD	1178
JALNA	1263
THANE	1307
WASHIM	1445
GONDIA	1451
GADCHIROLI	1637
BULDHANA	1649
PUNE	1902
WARDHA	1977
BEED	2082
PARBHANI	2197
BHANDARA	2198
AHMEDNAGAR	2325
AURANGABAD	2346
JALGAON	3124
AMRAVATI	3525
YAVATMAL	3583
DHULE	4082
NAGPUR	5270
AKOLA	5990
NANDED	6084
OSMANABAD	7874
NASHIK	9253
HINGOLI	11992
NANDURBAR	12443
CHANDRAPUR	16205

राज्यपुरस्कृत आवास योजना ग्रामीण - पूर्ण घरकूले

Sr. No.	Division	Sanction	15.04.2023	16.04.2023	Daily Achievement	Remaining	Avg. Completed Per Day From 20.11.22 to Today	To be Completed in Per Day till 15.08.23
1	AMRAVATI DIV.	93510	64348	64392	44	29118	56	241
2	AURANGABAD DIV.	164435	103447	103483	36	60952	91	504
3	KONKAN DIV.	30943	23542	23553	11	7390	15	61
4	NASHIK DIV.	110133	88705	88713	8	21420	72	177
5	PUNE DIV.	62993	51836	51840	4	11153	26	92
6	NAGPUR DIV.	89655	69157	69158	1	20497	45	169
Total		551669	401035	401139	104	150530	305	1244



राज्यपुरस्कृत आवास योजना ग्रामीण - पूर्ण घरकूले

Sr. No.	District	Sanction	15.04.2023	16.04.2023	Daily_Achievement	Remaining	Avg. Completed Per Day From 20.11.22 to Today	To be Completed in Per Day till 15.08.23
1	WASHIM	10055	7081	7104	23	2951	8	24
2	BEED	24796	14338	14355	17	10441	14	86
3	RATNAGIRI	6677	5969	5980	11	697	3	6
4	BULDHANA	19967	13504	13514	10	6453	17	53
5	LATUR	26113	18037	18045	8	8068	12	67
6	OSMANABAD	16979	10760	10767	7	6212	11	51
7	YAVATMAL	26098	17745	17752	7	8346	13	69
8	NASHIK	22782	18655	18661	6	4121	13	34
9	AKOLA	17691	12201	12205	4	5486	9	45
10	SOLAPUR	18445	14911	14914	3	3531	7	29
11	NANDED	20676	11897	11899	2	8777	9	73
12	AHMEDNAGAR	32973	29105	29106	1	3867	30	32
13	AURANGABAD	23795	14891	14892	1	8903	9	74
14	GONDIA	12795	9875	9876	1	2919	8	24
15	JALGAON	22535	17498	17499	1	5036	12	42
16	PARBHANI	17587	13216	13217	1	4370	4	36
17	SATARA	10647	9535	9536	1	1111	6	9
18	AMRAVATI	19699	13817	13817	0	5882	9	49
19	BHANDARA	15392	12340	12340	0	3052	4	25
20	CHANDRAPUR	24080	18553	18553	0	5527	13	46
21	DHULE	17708	13028	13028	0	4680	10	39
22	GADCHIROLI	15197	10642	10642	0	4555	9	38
23	HINGOLI	15306	9356	9356	0	5950	6	49
24	JALNA	19183	10952	10952	0	8231	26	68
25	KOLHAPUR	12528	10551	10551	0	1977	3	16
26	NAGPUR	11021	9061	9061	0	1960	3	16
27	NANDURBAR	14135	10419	10419	0	3716	6	31
28	PALGHAR	10974	7363	7363	0	3611	6	30
29	PUNE	12770	9982	9982	0	2788	6	23
30	RAIGAD	6228	4603	4603	0	1625	3	13
31	SANGLI	8603	6857	6857	0	1746	4	14
32	SINDHUDURG	2107	1875	1875	0	232	1	2
33	THANE	4957	3732	3732	0	1225	2	10
34	WARDHA	11170	8686	8686	0	2484	7	21
Total		551669	401035	401139	104	150530	305	1244

प्रधानमंत्री आवास योजना ग्रामीण - हप्ते वितरण

Sr. No.	Division	1st Installment (Daily Achivement)	1st Installment Remaining	2nd Installment (Daily Achivement)	2nd Installment Remaining	3rd Installment (Daily Achivement)	3rd Installment Remaining
1	AURANGABAD DIV.	23	21875	419	57931	254	22148
2	NAGPUR DIV.	63	11594	348	23839	133	14557
3	NASHIK DIV.	20	11786	208	42915	247	23204
4	AMRAVATI DIV.	22	32994	163	35655	98	15482
5	PUNE DIV.	20	11162	96	17597	59	7051
6	KONKAN DIV.	2	617	49	4335	53	4499
Total		150	90028	1283	182272	844	86941

PMAY-G 1st Ins Pending

SINDHUDURG	5
RAIGAD	19
THANE	110
RATNAGIRI	120
PALGHAR	363
GADCHIROLI	408
KOLHAPUR	557
SANGLI	740
SATARA	963
DHULE	1175
NASHIK	1271
PARBHANI	1330
NANDURBAR	1504
GONDIA	1651
WARDHA	1694
JALNA	2082
NAGPUR	2102
HINGOLI	2102
PUNE	2301
CHANDRAPUR	2397
LATUR	2552
AURANGABAD	3056
AHMEDNAGAR	3175
WASHIM	3303
BHANDARA	3342
OSMANABAD	3345
NANDED	3693
BEED	3715
AKOLA	4250
YAVATMAL	4476
JALGAON	4661
SOLAPUR	6601
BULDHANA	8783
AMRAVATI	12182

PMAY-G 2nd Ins Pending

SINDHUDURG	297
RATNAGIRI	518
RAIGAD	587
THANE	779
WARDHA	1363
SATARA	1366
PALGHAR	2154
OSMANABAD	2251
PUNE	2436
KOLHAPUR	2795
GADCHIROLI	3027
NAGPUR	3152
HINGOLI	3473
WASHIM	3851
AHMEDNAGAR	4166
SANGLI	4383
LATUR	4885
GONDIA	5007
CHANDRAPUR	5330
AKOLA	5375
JALNA	5451
BHANDARA	5960
AURANGABAD	6182
BULDHANA	6587
SOLAPUR	6617
NASHIK	6803
PARBHANI	6964
DHULE	7345
BEED	8815
AMRAVATI	9475
YAVATMAL	10367
NANDURBAR	11229
JALGAON	13372
NANDED	19910

PMAY-G 3rd Ins Pending

SINDHUDURG	405
RAIGAD	414
RATNAGIRI	554
THANE	760
WARDHA	1043
PUNE	1063
KOLHAPUR	1074
SATARA	1199
HINGOLI	1336
SANGLI	1419
NAGPUR	1527
LATUR	1833
AKOLA	2024
WASHIM	2233
PARBHANI	2236
SOLAPUR	2296
JALNA	2304
PALGHAR	2366
GADCHIROLI	2471
AURANGABAD	2542
OSMANABAD	2612
BHANDARA	2677
BULDHANA	2808
CHANDRAPUR	3011
AMRAVATI	3193
BEED	3398
AHMEDNAGAR	3605
GONDIA	3828
DHULE	3836
NASHIK	3993
JALGAON	4001
YAVATMAL	5224
NANDED	5887
NANDURBAR	7769

प्रधानमंत्री आवास योजना ग्रामीण - हप्ते वितरण

Sr. No.	District	1st Installment (Daily Achievement)	1st Installment Remaining	2nd Installment (Daily Achievement)	2nd Installment Remaining	3rd Installment (Daily Achievement)	3rd Installment Remaining
1	JALGAON	9	4661	150	13372	169	4001
2	JALNA	15	2082	189	5451	73	2304
3	BEED	1	3715	137	8815	119	3398
4	CHANDRAPUR	14	2397	119	5330	27	3011
5	WARDHA	4	1694	96	1363	7	1043
6	GONDIA	6	1651	59	5007	37	3828
7	WASHIM	1	3303	71	3851	28	2233
8	BULDHANA	1	8783	41	6587	36	2808
9	BHANDARA	3	3342	27	5960	46	2677
10	NAGPUR	36	2102	40	3152	0	1527
11	AURANGABAD	0	3056	40	6182	25	2542
12	AHMEDNAGAR	0	3175	21	4166	38	3605
13	AMRAVATI	10	12182	27	9475	20	3193
14	NANDURBAR	10	1504	20	11229	27	7769
15	SOLAPUR	11	6601	28	6617	17	2296
16	PARBHANI	2	1330	28	6964	23	2236
17	PUNE	3	2301	34	2436	16	1063
18	KOLHAPUR	5	557	18	2795	12	1074
19	RATNAGIRI	0	120	14	518	16	554
20	PALGHAR	0	363	16	2154	13	2366
21	LATUR	2	2552	17	4885	9	1833
22	YAVATMAL	3	4476	11	10367	13	5224
23	RAIGAD	1	19	8	587	16	414
24	GADCHIROLI	0	408	7	3027	16	2471
25	SANGLI	0	740	13	4383	10	1419
26	AKOLA	7	4250	13	5375	1	2024
27	SINDHUDURG	1	5	11	297	7	405
28	DHULE	1	1175	10	7345	5	3836
29	HINGOLI	3	2102	8	3473	5	1336
30	NASHIK	0	1271	7	6803	8	3993
31	SATARA	1	963	3	1366	4	1199
32	THANE	0	110	0	779	1	760
33	NANDED	0	3693	0	19910	0	5887
34	OSMANABAD	0	3345	0	2251	0	2612
	Total	150	90028	1283	182272	844	86941

राज्यपुरस्कृत आवास योजना ग्रामीण - हप्ते वितरण

Sr. No.	Division	1st Installment (Daily Achievement)	1st Installment Remaining	2nd Installment (Daily Achievement)	2nd Installment Remaining	3rd Installment (Daily Achievement)	3rd Installment Remaining
1	AURANGABAD DIV.	54	16052	112	29204	100	12348
2	AMRAVATI DIV.	57	3162	101	13493	84	6186
3	NASHIK DIV.	9	2906	75	8317	77	5601
4	NAGPUR DIV.	26	3768	41	7913	43	4087
5	PUNE DIV.	0	1696	39	4785	39	2361
6	KONKAN DIV.	2	1273	9	2727	12	1456
Total		148	28857	377	66439	355	32039

State Schemes 1st Ins Pending

SINDHUDURG	13
RATNAGIRI	42
NANDURBAR	87
SATARA	175
RAIGAD	183
SANGLI	186
PUNE	285
THANE	330
WARDHA	334
KOLHAPUR	337
WASHIM	363
BULDHANA	399
AHMEDNAGAR	443
NAGPUR	475
GADCHIROLI	547
BHANDARA	562
NASHIK	597
JALGAON	661
AKOLA	683
PALGHAR	705
SOLAPUR	713
YAVATMAL	808
CHANDRAPUR	871
AMRAVATI	909
GONDIA	979
PARBHANI	1057
DHULE	1118
JALNA	1193
LATUR	1455
OSMANABAD	1702
HINGOLI	1865
BEED	2010
AURANGABAD	2992
NANDED	3778

State Schemes 2nd Ins Pending

SINDHUDURG	70
RATNAGIRI	173
THANE	279
SATARA	393
RAIGAD	674
NAGPUR	846
SANGLI	867
PUNE	981
BHANDARA	991
GONDIA	993
KOLHAPUR	1035
NANDURBAR	1087
WARDHA	1248
NASHIK	1332
DHULE	1423
WASHIM	1497
SOLAPUR	1509
PALGHAR	1531
GADCHIROLI	1785
CHANDRAPUR	2050
AHMEDNAGAR	2202
JALGAON	2273
BULDHANA	2277
PARBHANI	2303
AMRAVATI	2763
AKOLA	2864
HINGOLI	2953
OSMANABAD	3341
JALNA	3605
AURANGABAD	3622
NANDED	3897
LATUR	3992
YAVATMAL	4092
BEED	5491

State Schemes 3rd Ins Pending

SINDHUDURG	63
RATNAGIRI	176
THANE	236
NAGPUR	281
SATARA	285
KOLHAPUR	360
SANGLI	382
BHANDARA	398
RAIGAD	405
WARDHA	410
GONDIA	488
PALGHAR	576
PUNE	626
SOLAPUR	708
WASHIM	802
HINGOLI	859
PARBHANI	878
NASHIK	931
AKOLA	931
AMRAVATI	951
DHULE	1001
NANDURBAR	1051
CHANDRAPUR	1187
NANDED	1236
OSMANABAD	1249
JALGAON	1282
GADCHIROLI	1323
AHMEDNAGAR	1336
AURANGABAD	1355
BULDHANA	1604
YAVATMAL	1898
LATUR	1904
BEED	2421
JALNA	2446

राज्यपुरस्कृत आवास योजना ग्रामीण -हप्ते वितरण

Sr. No.	District	1st Installment (Daily Achievement)	1st Installment Remaining	2nd Installment (Daily Achievement)	2nd Installment Remaining	3rd Installment (Daily Achievement)	3rd Installment Remaining
1	YAVATMAL	38	808	63	4092	50	1898
2	LATUR	7	1455	41	3992	49	1904
3	JALNA	10	1193	33	3605	40	2446
4	NANDURBAR	0	87	38	1087	31	1051
5	AMRAVATI	8	909	26	2763	18	951
6	GADCHIROLI	1	547	21	1785	15	1323
7	KOLHAPUR	0	337	19	1035	18	360
8	AURANGABAD	12	2992	16	3622	7	1355
9	OSMANABAD	24	1702	8	3341	3	1249
10	DHULE	0	1118	14	1423	18	1001
11	NASHIK	1	597	13	1332	13	931
12	PUNE	0	285	13	981	14	626
13	AHMEDNAGAR	8	443	7	2202	10	1336
14	BULDHANA	6	399	6	2277	9	1604
15	WARDHA	6	334	6	1248	8	410
16	NAGPUR	5	475	5	846	8	281
17	RATNAGIRI	0	42	6	173	12	176
18	AKOLA	2	683	5	2864	5	931
19	BHANDARA	0	562	5	991	7	398
20	CHANDRAPUR	10	871	0	2050	2	1187
21	GONDIA	4	979	4	993	3	488
22	JALGAON	0	661	3	2273	5	1282
23	NANDED	1	3778	7	3897	0	1236
24	PARBHANI	0	1057	7	2303	1	878
25	SOLAPUR	0	713	4	1509	2	708
26	WASHIM	3	363	1	1497	2	802
27	SATARA	0	175	2	393	3	285
28	RAIGAD	2	183	2	674	0	405
29	SANGLI	0	186	1	867	2	382
30	SINDHUDURG	0	13	1	70	0	63
31	BEED	0	2010	0	5491	0	2421
32	HINGOLI	0	1865	0	2953	0	859
33	PALGHAR	0	705	0	1531	0	576
34	THANE	0	330	0	279	0	236
	Total	148	28857	377	66439	355	32039

प्रधानमंत्री आवास योजना ग्रामीण - Delayed Houses

